JIER

METAL-FORMING EQUIPMENT



JIER MACHINE-TOOL GROUP CO., LTD.

JIER MACHINE-TOOL GROUP CO., LTD.
2 Jichuang Erchang Road, Jinan 250022, P. R. of China.
Tel: +86-(0)531-81616626 81616656 81616655 87964328 87961614
Fax: +86-(0)531-87964329 E-mail: ie@jiermt.com info@jiermt.com
www.jiermt.com

JIER-BE-2010-01

TANDEM PRESS LINE

Robot Type







Main features:

- Consisting loading cart, conveyor, centering table, robot, exit conveyor
- High flexibility
- High automation
- Short die changing time
- Suitable for existing tandem line upgrading
- Less investment

Options:

- Stacking robot
- Washing machine
- Oiling machine
- Automatic tooling change device

HIGH SPEED TANDEM PRESS LINE

Single Beam Type

Main features:

- Single arm, max 12 SPM
- High flexibility: all axes are programmable
- Full automation die change and tooling change
- Modularized design simplifies the maintenance
- Less occupied area

Main Technical Data

Description		Model	LS4-2400	LS4-2250	LS4-2000	LS4-1600	LS4-1200F	LS4-800
Capacity		(kN)	24000	22500	20000	16000	12000	8000
Nominal Stroke		(mm)	20	12.5	15	15	12.7	13
Slide Stroke		(mm)	1200	1000	1100	1100	1200	900
Strokes of slide		(spm)	8~20	8~18	8~20	8~20	8~18	8~22
Shut height (SDAU)		(mm)	1500	1350	1500	1400	1400	1100
Slide adjustment		(mm)	300	500	350	350	700	400
Bolster area (FB X LR)		(mm)	2500×4600	2400×4600	2600×5000	2200×4600	2500×4500	1800×3500
Slide bottom area (FB X LR)		(mm)	2500×4600	2400×4600	2600×5000	2200×4600	2500×4500	1800×3500
Cushion	Clamping/Ejecting force	(kN)	800~6000	4500	4000	3000	3000	2000
	stroke	(mm)	0~350	0~300	0~300	0~300	0~300	0~250
	NC hydraulic		√		√			

HIGH SPEED TANDEM PRESS LINE

Dual Beam Type

Main features:

- Dual arm, max 15 SPM
- High flexibility: all axes are programmable
- Full automation die change and tooling change
- Rigid crossbar type mechanical structure to ensure the panel could be transferred stably
- Modularized design simplifies the maintenance
- Synchronization control for the whole line, continuous mode
- Less occupied area

Main Technical Data

Description		Model	LS4-2400	LS4-2000	LS4-1800	LS4-1600	J39-1000	J39-800	J39-630
Capacity		(kN)	24000	20000	18000	16000	10000	8000	6300
Nominal Stroke		(mm)	13	12.5	12.5	13	12.5	13	13
Slide Stroke		(mm)	1400	1400	1400	1400	1250	1250	1250
Strokes of slide		(spm)	10~20	10~20	10~20	10~20	10~20	10~20	10~20
Shut height (SDAU)		(mm)	1500	1500	1500	1500	1500	1500	1500
Slide adjustment		(mm)	500	500	500	500	500	500	500
Bolster area (FB X LR)		(mm)	2400×4500	2400×4500	2400×3800	2400×3800	2400×4500	2400×4500	2400×4500
Slide bottom area (FB X LR)		(mm)	2400×4500	2400×4500	2400×3800	2400×3800	2400×4500	2400×4500	2400×4500
Cushion	Clamping/Ejecting force	(kN)	600~4500	600~4500	600~4500	600~4500	N/A	N/A	N/A
	stroke	(mm)	0~300	0~300	0~320	0~300	N/A	N/A	N/A
	NC hydraulic		√	√	√	√			

TRANSFER PRESS

Main features:

- High production efficiency
- High automation
- Short die changing time
- High safety
- Less occupied area

Options:

- Destacking device
- Loading device
- Transfer system
- Exit conveyor



Main Technical Data

Description \ Model			TE4-1000	TE4-1500	TE4-2000	TE4-2500	TE4-3000	TE4-3500	TLS4-1000	TLS4-1500	TLS4-2000	TLS4-2500	TLS4-3000	TLS4-3500
Drive type			Eccentric Drive						Link Drive					
Capacity		(kN)	10000	15000	20000	25000	30000	35000	10000	15000	20000	25000	30000	35000
Nominal Stroke		(mm)	13	13	13	13	13	13	13	13	13	13	13	13
Slide Stroke		(mm)	500	500	600	600	700	700	600	700	700	800	800	800
Strokes of slide		(spm)	15~30	15~30	10~25	10~25	10~25	10~25	15~30	15~30	10~25	10~25	10~25	10~25
Shut height (SDAU)		(mm)	1100	1100	1100	1100	1200	1200	1100	1100	1100	1100	1200	1200
Slide adjustment		(mm)	300	300	300	300	300	300	300	300	300	300	300	300
Bolster area (FB X LR)		(mm)	2200×5000	2200×5000	2400×6100	2400×6100	2400×6500	2400×6500	2200×5000	2200×5000	2400×6100	2400×6100	2400×6500	2400×6500
Slide bottom area (FB X LR)		(mm)	2200×5000	2200×5000	2400×6100	2400×6100	2400×6500	2500×6500	2200×5000	2200×5000	2400×6100	2400×6100	2400×6500	2500×6500
Cushion (First station)	Capacity	(kN)			800	800	1200	1200			1200	1200	1500	1500
	Stroke	(mm)			200	200	250	250			200	200	250	250
Remarks: As per user's requirement, two (or multi) presses could be linkage designed to meet the user's special process.														

PROGRESSIVE PRESS

Main features:

- High production efficiency
- High flexibility
- High automation
- Short die changing time
- High safety
- Less occupied area

Options:

- Decoiler, leveler, feeder
- Exit conveyor

Main Technical Data

Description \ Model			TS2-200	TS2-300	TS2-400	TS2-500	TS2-600	TS2-800	TS2-1000
Capacity		(kN)	2000	3000	4000	5000	6000	8000	10000
Nominal stroke		(mm)	10	10	10	6.5	10	10	10
Slide Stroke		(mm)	250	250	300	300	350	350	350
Strokes of slide		(spm)	25~60	25~60	25~60	10~50	20~50	20~40	20~40
Shut height (SDAU)		(mm)	600	700	700	1100	850	1000	1000
Slide adjustment		(mm)	200	250	250	450	300	300	300
Bolster area	LR	(mm)	2000~2500	2200~3000	2500~3500	2500~4600	3000~4000	3500~4500	4000~5000
	FB	(mm)	1100~1200	1100~1400	1200~1500	1200~2400	1400~1600	1500~1800	1600~1800
Slide bottom area	LR	(mm)	2000~2500	2200~3000	2500~3500	2500~4600	3000~4000	3500~4500	3000~4000
	FB	(mm)	1100~1200	1100~1400	1200~1500	1200~2400	1400~1600	1500~1800	1400~1600

BLANKING PRESS

Main features:

- Welded structure with stress relief for press main parts, such as bed, upright, crown, slide
- Crown, uprights and bed are hold up by pre-tensioned tie rods, the pre-tension is performed by hydraulic jack.
- Eccentric drive
- Maintenance platform on crown
- The herringbone gear in high speed shaft
- Die space lighting
- 90º guides for slide guiding
- Hydraulic overload protection
- Automatic slide adjustment
- Moving bolster, front to back or T type
- Main drive by AC motor
- Pneumatic system with automatic counterbalance air pressure adjustment
- Lubrication system with detection for pipe broken, clogging, oil shortage
- Control system with PLC, interlock, stroke monitoring, brake angle monitoring, dual circuit control, etc.

Options:

- Anti-vibration pad
- Load monitor
- Light curtain
- Upper die clamp
- Scrap chute
- Decoiler, leveler, feeder, stacker

Main Technical Data

Description \ Model			One-point				Two-point	Four-point		
			J31C-500	J31C-1000	J31C-1250	J31C-1600	JA36C-800	J39C-500A	J39C-630	J39C-800
Capacity		(kN)	5000	10000	12500	16000	8000	5000	6300	8000
Nominal stroke		(mm)	7	10	13	13	13	6.5	13	12.7
Slide stroke		(mm)	200	400	500	500	500	400	300	400
Strokes of slide		(spm)	18	12	10	10	13	22	10~25	15~50
Shut height (SDAU)		(mm)	450	700	950	1400	990	1000	870	1120
Slide adjustment		(mm)	150	250	300	500	650	500	270	250
Bolster area (FB X LR)		(mm)	1200×1700	1600×1800	1600×1800	1600×1800	1800×4000	2500×4200	1800×3500	2440×3658
Slide area (FB X LR)		(mm)	1200×1700	1600×1800	1600×1800	1600×1800	1800×4000	2500×4200	1800×3500	2440×3658
Cushion	Capacity	(kN)			500	700	1500			
	Stroke	(mm)			250	250	250			
Height above floor		(mm)	5600	7570	9340	9980	8760	7970	7070	8000
Overall dimensions (FB X LR)		(mm)	4290×4423	4850×7000	5500×6500	4800×6600	5400×7170	5100×7100	5200×5550	5500×7000

STRAIGHT-SIDED FOUR-POINT SINGLE ACTION MECHANICAL PRESS

Main features:

- Welded structure with stress relief for press main parts, such as bed, upright, crown, slide
- Crown, uprights and bed are held up by pre-tensioned tie rods, the pre-tension is performed by hydraulic jack.
- Eccentric drive
- Maintenance platform on crown
- The herringbone gear in high speed shaft
- Die space lighting
- 90º guides for slide guiding
- Hydraulic overload protection
- Automatic slide adjustment
- Moving bolster
- Main drive by AC motor
- Pneumatic system with automatic counterbalance air pressure adjustment
- Lubrication system with detection for pipe broken, clogging, oil shortage
- Control system with PLC, interlock, stroke monitoring, brake angle monitoring, dual circuit control, etc.

Options:

- Separate micro inching device
- Die cushion, pneumatic or hydraulic
- Anti-vibration pad
- Load monitor
- Light curtain
- Upper die clamp
- Scrap chute

Main Technical Data

Description \ Model			JA39-400	JC39-500A	JC39-630A	JA39-800F	J39-900	JB39-1000F	J39-1200	J39-2000
Capacity		(kN)	4000	5000	6300	8000	9000	10000	12000	20000
Nominal stroke		(mm)	13	13	13	13	13	13	13	13
Slide stroke		(mm)	750	700	800	800	800	800	700	610
Strokes of slide		(spm)	16	14	14	16	14	14	12	12~25
Shut height (SDAU)		(mm)	1200	1220	1300	1400	1400	1400	1400	1422
Slide adjustment		(mm)	500	660	600	650	850	650	500	305
Bolster area (FB X LR)		(mm)	1900×2700	2000×4000	2200×4000	2500×5000	2500×4500	2500×5000	2240×4000	2438×6096
Slide area (FB X LR)		(mm)	1900×2700	2000×4000	2200×4000	2500×5000	2500×4500	2500×5000	2240×4000	2438×6096
Cushion	Capacity	(kN)	1600	750	1500/1500	1500	2000	2000	2400	
	Stroke	(mm)	0~200	0~250	0~250	0~250	300	0~250	0~300	
Height above floor		(mm)	7995	8250	9890	10000	10370	10000	9815	8992
Overall dimensions (FB X LR)		(mm)	5650×5400	5180×6870	5400×7010	6000×7150	4000×6400	7000×8370	5600×7550	8110×9000

STRAIGHT-SIDED FOUR-POINT SINGLE ACTION LINK DRIVE MECHANICAL PRESS



Main features:

- Welded structure with stress relief for press main parts, such as bed, upright, crown, slide
- Crown, uprights and bed are held up by pre-tensioned tie rods, the pre-tension is performed by hydraulic jack.
- Link drive
- Maintenance platform on crown
- The herringbone gear in high speed shaft
- Die space lighting
- 90º guides for slide guiding
- Hydraulic overload protection
- Automatic slide adjustment
- Moving bolster
- Main drive by AC motor
- Pneumatic system with automatic counterbalance air pressure adjustment
- Lubrication system with detection for pipe broken, clogging, oil shortage
- Control system with PLC, interlock, stroke monitoring, brake angle monitoring, dual circuit control, etc.

Options:

- Die cushion, pneumatic or hydraulic
- Anti-vibration pad
- Load monitor
- Light curtain
- Upper die clamp
- Scrap chute

Main Technical Data

Description \ Model			LS4-500	LS4-600A	LS4-800F	LS4-1000	LS4-1200D	LS4-1300	LS4-1500A	LS4-1600A	LS4-1800	LS4-2000A	LS4-2250	LS4-2400	LS4-2500
Capacity		(kN)	5000	6000	8000	10000	12000	13000	15000	16000	18000	20000	2250	24000	25000
Nominal Stroke		(mm)	13	25	13	13	13	13	13	13	13	12.7	13	13	13
Slide Stroke		(mm)	750	850	800	800	800	800	1000	1000	1000	762	1000	1000	1350
Strokes of slide		(spm)	10~15	12	16	16	8~14	10~15	7~18	8~16	10~20	10~20	8~18	7~18	12~16
Shut height (SDAU)		(mm)	1220	1200	1400	1400	1300	1220	1450	1400	1500	1372	1550	1400	1650
Slide adjustment		(mm)	660	500	500	500	660	660	660	600	500	305	750	650	700
Bolster area (FB X LR)		(mm)	1900×3100	1900×3100	2200×4000	2500×4600	2400×4000	2200×4000	2500×4600	2400×4600	2500×4500	2134×7925	2400×4600	2500×5000	2500×5000
Slide bottom area (FBX LR)		(mm)	1900×3100	1900×3100	2200×4000	2400×4600	2400×4000	2200×4000	2500×4600	2400×4600	2500×4500	2134×7925	2400×4600	2500×5000	2500×5000
Cushion	Capacity	(kN)	1200	1500/750	2000	2000	2800	2400	3500	3000	3000		900~4500	0~4000	5000
	Stroke	(mm)	0~300	0~250	0~300	0~300	0~300	0~350	0~300	0~300	0~250		0~300	0~350	0~350
Height above floor		(mm)	8936	10035	11000	9760	11000	10500	12000	10880	11000	9906	10500	10500	≤12000
Overall dimensions (FB X LR)		(mm)	5700×6100	5490x7485	6360×7425	6400×7795	6700×7725	6600×7725	7000×8198	7000×8200	8850×7400	8890×10860	8720×8790	8850×7400	

STRAIGHT-SIDED TWO-POINT SINGLE ACTION MECHANICAL PRESS



Main features:

- Welded structure with stress relief for press main parts, such as bed, upright, crown, slide
- Crown, uprights and bed are held up by pre-tensioned tie rods, the pre-tension is performed by hydraulic jack.
- Eccentric drive
- Maintenance platform on crown
- The herringbone gear in high speed shaft
- Die space lighting
- 45º or 90º guides for slide guiding
- Hydraulic overload protection
- Automatic slide adjustment
- Fixed or moving bolster
- Main drive by AC motor
- Pneumatic system with automatic counterbalance air pressure adjustment
- Lubrication system with detection for pipe broken, clogging, oil shortage
- Control system with PLC, interlock, stroke monitoring, brake angle monitoring, dual circuit control, etc.

Options:

- Separate micro inching device
- Die cushion, pneumatic or hydraulic
- Anti-vibration pad
- Load monitor
- Light curtain
- Upper die clamp
- Quick die changer device
- Scrap chute

Main Technical Data

Description \ Model			JG36-160	JG36-250	J36-300A	JK36-400D	JK36-500	J36-600A	JC36-630A	JB36-800	JE36-1000	JD36-1600	J36-2500	J36-3000A	J36-4000
Capacity		(kN)	1600	2500	3000	4000	5000	6000	6300	8000	10000	16000	25000	30000	40000
Nominal stroke		(mm)	13	13	13	13	13	13	13	13	13	13	13	25	25
Slide stroke		(mm)	315	400	600	500	600	600	500	500	600	500	500	550	550
Strokes of slide		(spm)	20	20	18~24	12	15	10~20	12	10	16	10	8	8	8
Shut height (SDAU)		(mm)	770	600	1200	1000	1250	1200	1000	1000	1050	950	950	1200	1200
Slide adjustment		(mm)	250	250	600	500	680	600	500	500	560	400	400	500	500
Bolster area (FB X LR)		(mm)	1250×2000	1250×2800	1600×2800	1600×3500	1500×2800	1600×2800	1600×3450	1800×4000	1800×4000	1600×6500	1800×7400	1800×9000	1800×10000
Slide area (FB X LR)		(mm)	1250×2000	1250×2800	1600×2800	1600×3500	1500×2800	1600×2800	1600×3450	1550×3980	1800×4000	1600×6830	1700×7400	1800×9000	1800×10000
Cushion	Capacity	(kN)	160	510/510	800	1000/1000		1000	1000	1500	2000	2500	3300	5000	5200
	Stroke	(mm)	150	200	0~300	250		0~300	0~250	0~250	250	250	270	270	270
Height above floor		(mm)	6200	6725	7950	7700	8550	8560	8500	10000	10000	9264	10100	11000	12000
Overall dimensions (FB X LR)		(mm)	3900×7400	3400×5140	4850×5450	4800×6180	4750×5885	4700×5900	4800×6500	4800×6960	5400×6200	5192×9920	5600×10360	5630×11600	6800×11900

STRAIGHT-SIDED ONE-POINT SINGLE ACTION MECHANICAL PRESS



Main features:

- Welded structure with stress relief for press main parts, such as bed, upright, crown, slide
- Crown, uprights and bed are hold up by pre-tensioned tie rods, the pre-tension is performed by hydraulic jack.
- Eccentric drive
- Maintenance platform on crown
- The herringbone gear in high speed shaft
- Die space lighting
- 45º or 90º guides for slide guiding
- Hydraulic overload protection
- Automatic slide adjustment
- Fixed or moving bolster
- Main drive by AC motor
- Pneumatic system with automatic counterbalance air pressure adjustment
- Lubrication system with detection for pipe broken, clogging, oil shortage
- Control system with PLC, interlock, stroke monitoring, brake angle monitoring, dual circuit control, etc.

Options:

- Die cushion
- Anti-vibration pad
- Load monitor
- Light curtain
- Upper die clamp
- Quick die changer device
- Scrap chute

Main Technical Data

Description \ Model			JD31-160A	JG31-250	JD31-315	JE31-400	JE31-500	JE31-630	JE31-800	JE31-1000	JE31-1250	JE31-1600	JE31-2000	J31-2500
Capacity		(kN)	1600	2500	3150	4000	5000	6300	8000	10000	12500	16000	20000	25000
Nominal stroke		(mm)	8	10	10.5	13.2	13	13	13	13	13	13	13	25
Slide stroke(SDAU)		(mm)	160	200	315	400	300	400	500	400	500	500	500	500
Strokes of slide		(spm)	32	30	20	10	18	18	10	12	10	10	9	12~16
Shut height		(mm)	370	460	490	550	600	700	700	700	950	1400	800	600
Slide adjustment		(mm)	120	160	200	250	200	250	315	250	300	500	300	250
Bolster area (FB X LR)		(mm)	800×800	850×900	1100×1100	1200×1240	1000×1600	1500×1700	1600×1900	1600×1800	1600×1800	1600×1800	1800×1920	1750×2000
Slide area (FB X LR)		(mm)	590×755	720×930	960×1070	1100×1230	1000×1600	1400×1700	1500×1860	1600×1800	1600×1800	1600×1800	1800×1800	1750×2000
Cushion	Capacity	(kN)	160	200	76	500/76	500	1000/150	1250/180		500	700	1500/500	
	Stroke	(mm)	80	100	160	200	0~200	250	250		250	250	250	
Height above floor		(mm)	4797	5467	6620	7045	7300	7780	8556	7400	9340	9980	9537	10300
Overall dimensions (FB X LR)		(mm)	2460×2170	2050×2580	2520×2416	2500×4100	4410×3210	3950×4270	3475×4530	7000×4850	5500×6500	4800×6600	6120×6530	5500×7500

STRAIGHT-SIDED DOUBLE ACTION MECHANICAL PRESS

Main features:

- Welded structure with stress relief for press main parts, such as bed, upright, crown, slide
- Crown, uprights and bed are held up by pre-tensioned tie rods, the pre-tension is performed by hydraulic jack.
- Link drive
- Maintenance platform on crown
- The herringbone gear in high speed shaft
- Die space lighting
- Inner slide and outer slide
- 90º guides for slide guiding
- Hydraulic overload protection
- Automatic slide adjustment
- Moving bolster
- Main drive by AC motor
- Pneumatic system with automatic counterbalance air pressure adjustment
- Lubrication system with detection for pipe broken, clogging, oil shortage
- Control system with PLC, interlock, stroke monitoring, brake angle monitoring, dual circuit control, etc.

Options:

- Die cushion, pneumatic or hydraulic
- Anti-vibration pad
- Load monitor
- Light curtain
- Upper die clamp
- Scrap chute

Main Technical Data

Description \ Model			JA45-200A	JA45-315A	JA46-400/250	JA46-500/300A	JB47-600/1000	LD4-600/400	LD4-800/500	LD4-800/600A	LD4-1000/600B	LD4-1250/750	LD4-1600/900
Capacity	(kN)	Inner slide	2000	3150	4000	5000	600	6000	8000	8000	10000	12500	16000
		Outer slide	1250	3150	2500	3000	400	4000	5000	6000	6000	7500	9000
Nominal stroke	(mm)	Inner slide	25	30	13	13	13	13	13	25	13	13	13
		Outer slide	8	16	6.5	6.5	6.5	6	6.5	10	6	7	7
Slide stroke	(mm)	Inner slide	670	850	840	840	940	840	940	1100	1100	1000	1000
		Outer slide	425	530	560	560	660	560	660	900	800	700	700
Strokes of slide	(spm)		8	5.5~11.5	10~15	10~15	14	14	12	12	8~16	14	10
Shut height (SDAU)	(mm)	Inner slide	930	770	1400	1500	1800	1500	1800	1750	1850	2000	2000
		Outer slide	825	720	1200	1300	1600	1300	1600	1500	1780	1700	1700
Slide adjustment	(mm)	Inner slide	165	300	400	500	400	500	400	350	700	600	500
		Outer slide	165	300	400	500	400	500	400	350	700	600	500
Bolster area (FB X LR)	(mm)		1400×1540	1600×1800	1900×2800	2000×3000	2200×3750	2000×3100	2200×4000	2000×3100	2500×4500	2500×4600	2500×4600
Slide bottom area (FB X LR)	(mm)	Inner slide	900×960	1000×1000	1400×2300	1500×2500	1700×3500	1500×2600	1700×3500	1500×2000	1900×3900	1900×4000	1900×4000
		Outer slide	1350×1420	1600×1550	1900×2800	2000×3000	2200×4000	2000×3100	2200×4000	2000×3100	2500×4500	2500×4000	2500×4600
Slide plate thickness	(mm)	Inner slide		120	100	100	200	100	120		120	120	120
		Outer slide		120	125	125	200	150	120		200	120	200
Max. drawing depth	(mm)		315	400	200	200	300	250	300	300	300	300	300
Cushion	Capacity	(kN)	500	1000/120		1000	900	1500	1000		250~2500	2000	2000
	Stroke	(mm)	315	400		250	275	0~250	300		0~250	300	0~300
Height above floor		(mm)	5840	8280	8240	8500	9555	9390	10810	9600	11500	11220	11550
Overall dimensions (FB X LR)		(mm)	2220×2940	4130×4385	4960×5920	5100×6150	6550×7000	6100×6170	6480×7220	7175×5750	7440×7810	7200×8620	7400×8820

C FRAME ONE-POINT MECHANICAL PRESS

Series J21



Main features:

- All steel frame with super high rigidity to ensure high accurate stamping
- High strength forging crank shaft to maintain high accuracy
- Ultra-long six-surface rectangular gibs to ensure the high pre cision and high stability of slide
- Casting slide with high rigidity and anti-impact ability
- Hydraulic overload protection
- Automatic slide adjustment
- Slide balancing device
- Automatic timing grease lubrication system and manual oil lubrication system.
- With products counter
- Two-palm push-button station
- Mechanical cam switch
- Control system with PLC, interlock, safety circuit control, etc.

Options:

- Die cushion: air chamber model or cylinder model
- Light curtain
- Flywheel brake
- Quick die changer device
- Foot switch
- Movable button station
- Electronic rotary cam

Main Technical Data

Description	Model	J21-60			J21-80			J21~110			J21~160			J21~200			J21-250			J21-350
		S	M	L	S	M	L	S	M	L	S	M	L	S	M	L	S	M	L	
Capacity	(kN)	600			800			1100			1600			2000			2500			3500
Nominal stroke	(mm)	2.3	4		3.2	5		3.2	5		4	6		4	6		4	7		8
Slide stroke	(mm)	55	90	140	60	100	160	70	110	180	80	130	200	95	150	200	100	180	250	200
Strokes of slide	(spm)	80~165	60~120	40~85	75~150	55~110	40~75	65~135	50~100	30~65	55~115	40~85	25~50	45~95	35~70	20~45	40~75	30~60	20~40	30~45
Shut height (SDAU)	(mm)	270		300	300		330	320		350	350		400	410		450	460		500	500
Slide adjustment	(mm)	70			80			90			100			110			120			120
Slide bottom area (LR X FB)	(mm)	500×400			560×460			650×520			700×580			850×650			920×700			920×700
Bolster area (LR X FB)	(mm)	900×400		900×520	1000×460		1000×600	1150×520		1150×680	1250×600		1250×760	1400×680		1400×820	1500×700		1500×900	1600×900
Throat size	(mm)	215		275	245		315	275		355	315		395	355		425	365		460	465
Height from bolster to bottom	(mm)	800			850			850			900			1000			1000			1000
Overall dimensions (mm)	LR	1020			1200			1350			1500			1600			1850			1860
	FB	1786			1886			2030			2210			2370			2650			3384
	Height	2665		2745	2883		2983	3070		3170	3425		3545	3780		3880	3895		4005	4310

C FRAME INCLINABLE MECHANICAL PRESS

Series J23



Main features:

- All steel frame with super high rigidity to ensure high accurate stamping
- High strength forging crank shaft to maintain high accuracy
- Ultra-long six-surface rectangular gibs to ensure the high pre cision and high stability of slide
- Casting slide with high rigidity and anti-impact ability
- Hydraulic overload protection
- Automatic slide adjustment
- Slide balancing device
- Automatic timing grease lubrication system and manual oil lubrication system.
- With products counter
- Two-palm push-button station
- Mechanical cam switch
- Control system with PLC, interlock, safety circuit control, etc.

Options:

- Die cushion: air chamber model or cylinder model
- Light curtain
- Flywheel brake
- Quick die changer device
- Foot switch
- Movable button station
- Electronic rotary cam

Main Technical Data

Description	Model	JH23-60	JH23-80	JH23-100	JH23-160
Capacity	(kN)	600	800	1000	1600
Nominal stroke	(mm)	6	6	6	6
Slide stroke	(mm)	100	130	200	254
Strokes of slide	(spm)	45	45	40	30~60
Shut height (SDAU)	(mm)	285	300	330	457
Slide adjustment	(mm)	80	90	100	152
Slide bottom area (LR X FB)	(mm)	430×300	640×480	710×530	7110×559
Bolster area (LR X FB)	(mm)	810×530	960×650	1065×685	1168×762
Throat size	(mm)	280	360	400	391
Max. inclinable angle	(degree)	30	30	30	30
Height from bolster to bottom	(mm)	970	1005	1015	1078
Overall dimensions (mm)	LR	1680	2074	2243	2069
	FB	2050	2200	2692	2244
	Height	3010	3490	3910	4012

C FRAME TWO-POINT MECHANICAL PRESS

Series J25

Main features:

- All steel frame with super high rigidity to ensure high accurate stamping
- High strength forging crank shaft to maintain high accuracy
- Ultra-long six-surface rectangular gibs to ensure the high pre cision and high stability of slide
- Casting slide with high rigidity and anti-impact ability
- Hydraulic overload protection
- Automatic slide adjustment
- Slide balancing device
- Automatic timing grease lubrication system and manual oil lubrication system.
- With products counter
- Two-palm push-button station
- Mechanical cam switch
- Control system with PLC, interlock, safety circuit control, etc.

Options:

- Die cushion: air chamber model or cylinder model
- Light curtain
- Flywheel brake
- Quick die changer device
- Foot switch
- Movable button station
- Electronic rotary cam

Main Technical Data

Description \ Model		J25-110			J25-160			J25-200			J25-250			J25-350	JA25-350
		S	L	D	S	L	D	S	L	D	S	L	D		
Capacity	(kN)	1100			1600			2000			2500			3500	3500
Nominal stroke	(mm)	3	5		3	6		3	6		3.5	7		7	10
Slide stroke	(mm)	110	180		130	200		150	250		170	280		170	170
Strokes of slide	(spm)	50~80	35~60	50	40~75	30~55	45	35~70	25~45	35	35~60	20~35	30	25~50	15~33
Shut height (SDAU)	(mm)	400			450			500			550			650	500
Slide adjustment	(mm)	100			100			120			120			200	150
Slide bottom area (LR X FB)	(mm)	1400×500			1600×550			1850×650			2100×700			2400×1000	2800×1000
Bolster area (LR X FB)	(mm)	1800×650			2000×760			2400×840			2700×900			3000×1250	3600×1250
Throat size	(mm)	340			395			435			465			625	640
Height from bolster to bottom	(mm)	840			990			1000			1100			1000	1000
Overall dimensions (mm)	LR	2000			2210			2620			3000			3000	3600
	FB	1900			2090			2160			2460			3100	3100
	Height	3050			3630			3770			4290			4680	4500

FRONT-SUPPORTED C FRAME TWO-POINT MECHANICAL PRESS

Series J35

Main features:

- All steel frame with super high rigidity to ensure high accurate stamping
- High strength forging crank shaft to maintain high accuracy
- Ultra-long six-surface rectangular gibs to ensure the high pre cision and high stability of slide
- Casting slide with high rigidity and anti-impact ability
- Hydraulic overload protection
- Automatic slide adjustment
- Slide balancing device
- Automatic timing grease lubrication system and manual oil lubrication system.
- With products counter
- Two-palm push-button station
- Mechanical cam switch
- Control system with PLC, interlock, safety circuit control, etc.

Options:

- Die cushion: air chamber model or cylinder model
- Light curtain
- Flywheel brake
- Quick die changer device
- Foot switch
- Movable button station
- Electronic rotary cam

Main Technical Data

Description \ Model		J35-200	J35-250	J35-300	J35-350	JA35-400
Capacity	(kN)	2000	2500	3000	3500	4000
Nominal stroke	(mm)	7	7	6	10	11
Slide stroke	(mm)	160	170	200	170	170
Strokes of slide	(spm)	35~60	25~55	50~70	15~33	15~33
Shut height (SDAU)	(mm)	425	450	570	500	500
Slide adjustment	(mm)	100	120	100	150	150
Slide bottom area (LR X FB)	(mm)	2520×800	2100×700	1300×1065	2800×1000	2800×800
Bolster area (LR X FB)	(mm)	2520×800	2400×920	1400×1065	3300×1250	3400×1000
Throat size	(mm)	700×620	940×630	1000×940	1280×780	1030×780
Height from bolster to bottom	(mm)	1000	1100	950	1000	1000
Overall dimensions (mm)	LR	3866	3040	2300	3900	3300
	FB	2343	2393	2870	3600	2950
	Height	4384	4559	4351	4500	4550